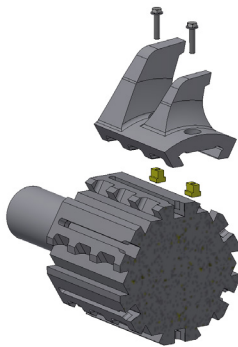


HAZEMAG Crushing Roll | The Upgrade to your Sizer




Three Easy Steps


- 1 Remove the screws




- 2 Shift tooth segment 70 mm via hydraulic ram



- 3 Lift and remove tooth segment



- The HAZEMAG crushing roll can be retrofitted for all common sizers on the market
- Easy exchange of HAZEMAG crushing segments inside the sizer-housing without the removal of crushing rolls
- Safer exchange due to minimal manual labour
- Replacement of crushing segments takes less than 12 hours per crusher
- Simple hydraulics to move segment
- Standby crusher or set of rotors are no longer necessary
- Segments can be changed while the crushing rolls are still in the crusher
- HAZEMAG crushing segments are available in any tooth designs



STEINERT Australia | Thomas Hudec
HAZEMAG Sales Representative

☎ +61 3 8720 0814
☎ +61 418 199 220
✉ hudec@steinert.com.au